


www.usaportablebuildings.com



www.usaportablebuildings.com

2015 BBB Torch Award Winner

Custom built storage buildings, work-shops, portable garages, pool houses, horse barns, and playhouses in vinyl, metal, painted & urethane wood.

Purchase or Rent To Own



Serving The Tri State For Almost 20 Years

*We are not satisfied
until you are!*

772 Cedar Grove Rd
Shepherdsville, KY 40165
502-921-0002

New orders are normally constructed and delivered in approximately 3 to 6 weeks, and our delivery coordinator will reach out to the customer from 4 to 10 days in advance.

Choose Right - Choose USA Portable Buildings

Index

- 2... Delivery & Skid Layouts
- 3... Standard Metal - H & H Series - Metal Econo
- 4... Garages
- 5... Gable - Vinyl & Painted
- 6... Garden Shed - Vinyl & Painted
- 7... Gambrel Lofted Metal & Lofted Garden Shed Metal
- 8... Gambrel Lofted & Lofted Garden Shed - Vinyl, Paint & Urethane
- 9... A-Frame & Gambrel Cabins - Painted, Vinyl & Urethane
- 10... Classic A-Frame & Studio Shed
- 11... Horse Barns
- 12... Dog Kennels & Chicken Coops
- 13&14... Color Samples
- 15&16... Delivery Map
- 17... Gallery
- 18... Options

R-T-O based on 36 months

Alternative Financing Available . - ask your sales person for details

All major credit cards accepted (at 2.75% service charge)

Metal & Trim by



7/16 smartside with
silvertch backing
(on painted & urethane buildings)



Quality Components

- 4x6 runners - all ground contact treated
- Floor joists - all 12" on center except the metal Econo on 16" center
- Wall studs 16" on center in all Vinyl, Painted & Urethane buildings
- 25 yr. 5/8" Thickness floor- high strength, Tongue & Groove Performax Shed Floor used on every building except garages.
- Garage floors are 25 year 3/4" Thickness floor- high strength, Tongue & Groove by Scotch Guard
- Metal buildings all screwed (not nailed)
- All buildings vented
- Vapor barrier under all metal roofs
- Wide selection of top quality vinyl siding, metal, and shingles
- All metals and trim by GPB
- Rollup doors available 4' - 8' wide
- Single or double 36" fiberglass doors
- All door openings have Diamond Tread Thresholds
- Paints and urethanes by Haley Paint

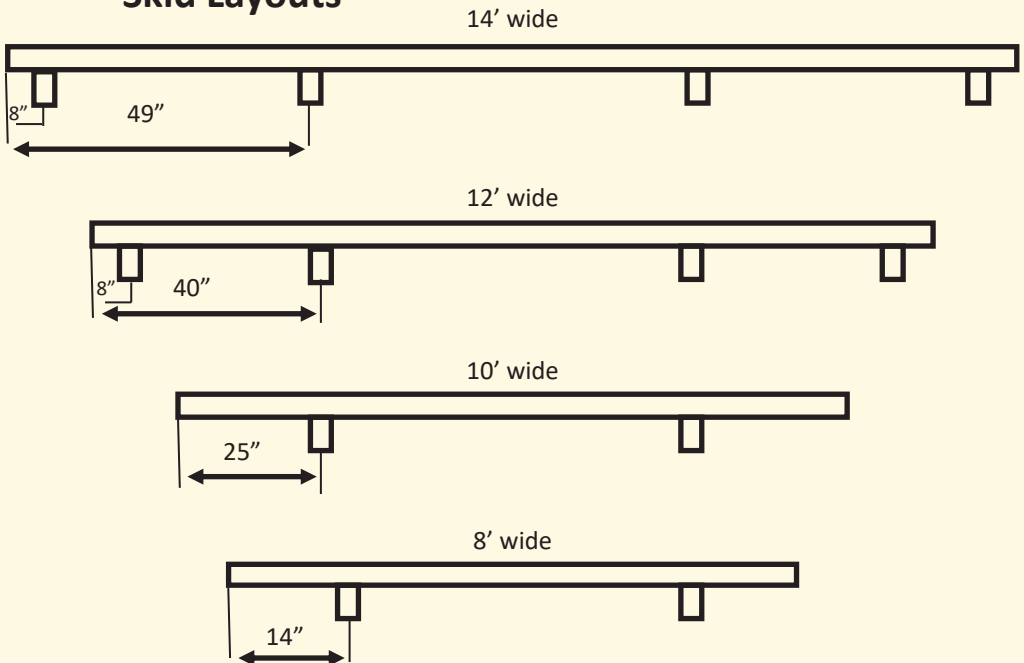
Delivery Process

All pricing with the exception of metal and vinyl garages (built on site) are priced to be delivered fully constructed. We ask that the customer checks the path leading to desired location of the shed site to ensure of **at least 16" greater width than the shed**. The driver will then offload in the driveway or street and carry the shed in with the mule (see pic on back cover). If conditions are too tight we offer a build on site service (see options on page 12 for pricing).

The customer is to provide 2" and 4" thick solid concrete patio blocks for the driver to level the building. We encourage a level gravel base for buildings larger than 12'x24'. We discourage any leveling with patio blocks if the shed site is off level more than 20" end to end or side to side. **A charge of \$9.00 per inch will be assessed anything exceeding 20" off level.**



Skid Layouts



Standard Metal Buildings

8' wide comes with a 5' rollup or double doors. 10' through 14' wide come with 6' rollup or double doors.

Wider rollup door:

7' - add \$65.00 8' - add \$95.00



1

Size	Price	36 mo. RTO
8x10	\$2,499.00	\$115.69
8x12	\$2,619.00	\$121.25
10x10	\$2,659.00	\$123.10
10x12	\$2,869.00	\$132.82
10x14	\$3,119.00	\$144.40
10x16	\$3,459.00	\$160.14
10x20	\$3,989.00	\$184.68
12x12	\$3,279.00	\$151.81
12x16	\$3,919.00	\$181.44
12x20	\$4,499.00	\$208.29
12x24	\$5,219.00	\$241.62
12x30	\$6,449.00	\$298.56
14x24	\$6,579.00	\$304.58
14x28	\$7,419.00	\$343.47
14x32	\$7,899.00	\$365.69
14x36	\$8,899.00	\$411.99

His & Hers Series

Each unit comes with one 6' rollup or double doors, one entry door & one 24"x27" window in the long side.

Wider rollup door:

7' - add \$65.00 8' - add \$95.00



2

Size	Price	36 mo. RTO
10x16	\$4,059.00	\$187.92
10x20	\$4,609.00	\$213.38
12x16	\$4,659.00	\$215.69
12x20	\$5,189.00	\$240.23
12x24	\$5,899.00	\$273.10
12x30	\$7,179.00	\$332.36
14x24	\$7,269.00	\$336.53
14x28	\$8,209.00	\$380.05
14x32	\$8,709.00	\$403.19
14x36	\$9,569.00	\$443.01

Metal Econo Buildings

8'x12' has a 4' rollup. Larger sizes have 5' rollup doors.

Options are discouraged with this model. If any options are needed, add \$50.00 to total after options.



3

Size	Price	36 mo. RTO
8x12	\$2,299.00	\$106.44
10x12	\$2,569.00	\$118.94
10x16	\$3,069.00	\$142.08
10x20	\$3,819.00	\$176.81

Metal Garages - Portable

All standard with a 9'x7' garage door, one 3' entry door, one 30"x36" window, and a ¾" floor.



Size	Price	36 mo. RTO
12x16	\$4,889.00	\$226.34
12x20	\$5,479.00	\$253.66
12x24	\$6,109.00	\$282.82
12x30	\$7,219.00	\$334.21
14x20	\$6,869.00	\$318.01
14x24	\$7,429.00	\$343.94
14x28	\$8,169.00	\$378.19
14x32	\$8,709.00	\$403.19
14x36	\$9,809.00	\$454.12

Metal Garages - Built On Site

All standard with two 9'x7' garage door, one 3' entry door, one 30"x36" window, and a ¾" floor. We will install on your concrete pad, make sure of exact dimensions needed with sales person- deduct 7%. A laser leveled graveled pad is suggested with wood flooring models. **Extra charges applied if not level.**



Size	Price	Rent to Own
24x24	\$13,069.00	N/A
24x30	\$14,539.00	N/A
24x36	\$16,189.00	N/A
24x40	\$17,559.00	N/A

Vinyl Garages - Built On Site

All standard with two 9'x7' garage door, one 3' entry door, one 30"x36" window, and a ¾" floor. We will install on your concrete pad, make sure of exact dimensions needed with sales person- deduct 7%. A laser leveled graveled pad is suggested with wood flooring models. **Extra charges applied if not level.**



Size	Price	Rent to Own
24x24	\$18,099.00	N/A
24x30	\$20,359.00	N/A
24x36	\$22,449.00	N/A
24x40	\$24,399.00	N/A

Gable

(Painted or Urethane on 7/16 LP Smartside with Silverttech inside)

Metal or shingle roof. 6' rollup door on gable end or double doors on gable or side - 4" covered overhang.



Side windows & Shutters shown optional

Size	Price	36 mo. RTO
8x8	\$2,639.00	\$122.18
8x10	\$3,019.00	\$139.77
8x12	\$3,339.00	\$154.58
8x14	\$3,909.00	\$180.97
10x10	\$3,579.00	\$165.69
10x12	\$3,919.00	\$181.44
10x14	\$4,409.00	\$204.12
10x16	\$4,709.00	\$218.01
10x20	\$5,499.00	\$254.58
12x12	\$4,999.00	\$231.44
12x14	\$5,339.00	\$247.18
12x16	\$5,539.00	\$256.44
12x20	\$6,339.00	\$293.47
12x24	\$7,289.00	\$337.45
12x30	\$8,569.00	\$396.71
14x20	\$7,739.00	\$358.29
14x24	\$9,289.00	\$430.05
14x28	\$10,379.00	\$480.51
14x32	\$11,669.00	\$540.23
14x36	\$12,509.00	\$579.12

Upgrade to Vinyl Siding, Ad 10% to prices above
Prices do not include windows.

To garage/ Includes all garage features
1- 9x7 garage door, 1 entry door
1-30x36 window & 3/4" floor



Size	Price	36 mo. RTO
12x20	\$7,579.00	\$350.88
12x24	\$8,499.00	\$393.47
12x30	\$10,019.00	\$463.84
14x20	\$8,589.00	\$397.64
14x24	\$10,509.00	\$486.53
14x28	\$11,499.00	\$532.36
14x32	\$12,779.00	\$591.62

5. Upgrade to Vinyl Siding, Ad 10% to prices above

Garden Shed

(Painted or Urethane on 7/16 LP Smartside with Silverttech inside)

Metal or shingle roof. Double doors on long side. Buildings up to 14' long have one window, 16' and longer have two. 4" covered overhang.



Size	Price	36 mo. RTO
8x12	\$3,439.00	\$159.21
8x14	\$3,999.00	\$185.14
10x10	\$3,679.00	\$170.32
10x12	\$4,019.00	\$186.06
10x14	\$4,509.00	\$208.75
10x16	\$4,909.00	\$227.27
10x20	\$5,849.00	\$270.79
12x12	\$5,199.00	\$240.69
12x14	\$5,539.00	\$256.44
12x16	\$5,739.00	\$265.69
12x20	\$6,539.00	\$302.73
12x24	\$7,489.00	\$346.71
12x30	\$8,769.00	\$405.97
14x20	\$7,669.00	\$355.05
14x24	\$9,489.00	\$439.31
14x28	\$10,579.00	\$489.77
14x32	\$11,869.00	\$549.49
14x36	\$12,709.00	\$588.38

Upgrade to Vinyl Siding,
Add 10% to prices above



Shutters shown optional

Gambrel Lofted - Metal

Metal sides, shingle or metal roof. 8' of loft. Double doors in gable or side. Rollup door available on gable end only. 4" covered overhang.



Size	Price	36 mo. RTO
8x12	\$3,489.00	\$161.53
10x12	\$3,849.00	\$178.19
10x16	\$4,769.00	\$220.79
10x20	\$5,619.00	\$260.14
12x16	\$5,559.00	\$257.36
12x20	\$6,389.00	\$295.79
12x24	\$7,279.00	\$336.99
12x30	\$8,629.00	\$399.49
12x36	\$9,669.00	\$447.64
14x20	\$8,159.00	\$377.73
14x24	\$9,069.00	\$419.86
14x28	\$10,019.00	\$463.84
14x32	\$11,169.00	\$517.08

Lofted Garden Shed - Metal

Metal sides, shingle or metal roof. Double doors on long side. Two 4' lofts. 12' buildings have one window, 16' and longer have two windows. Comes with 4" covered overhang.



Size	Price	36 mo. RTO
8x12	\$3,589.00	\$166.16
10x12	\$3,949.00	\$182.82
10x16	\$4,969.00	\$230.05
10x20	\$5,819.00	\$269.40
12x16	\$5,759.00	\$266.62
12x20	\$6,589.00	\$305.05
12x24	\$7,479.00	\$346.25
12x30	\$8,829.00	\$408.75
12x36	\$9,869.00	\$456.90
14x20	\$8,359.00	\$386.99
14x24	\$9,269.00	\$429.12
14x28	\$10,219.00	\$473.10
14x32	\$11,369.00	\$526.34

Gambrel Lofted

(Painted or Urethane on 7/16 LP Smartside with Silverttech inside)

Shingle or metal roof. 8' of loft. Double doors in gable or side. Rollup door available on gable end only. Comes with 4" covered overhang.



Ramp, side door, windows & shutters shown optional

Size	Price	36 mo. RTO
8x12	\$3,659.00	\$169.40
10x12	\$4,049.00	\$187.45
10x16	\$5,019.00	\$232.36
10x20	\$5,909.00	\$273.56
12x16	\$5,859.00	\$271.25
12x20	\$6,729.00	\$311.53
12x24	\$7,649.00	\$354.12
12x30	\$9,079.00	\$420.32
12x36	\$10,169.00	\$470.79
14x20	\$8,589.00	\$397.64
14x24	\$9,749.00	\$451.34
14x28	\$10,769.00	\$498.56
14x32	\$11,999.00	\$555.51

Upgrade to Vinyl Siding,
Ad 10% to prices above

Lofted Garden Shed

(Painted or Urethane on 7/16 LP Smartside with Silverttech inside)

Shingle or metal roof. Double doors on long side. Two 4' lofts. 12' buildings have one window, 16' and longer have two windows. Comes with 4" covered overhang.



Shutters optional.

Size	Price	36 mo. RTO
8x12	\$3,759.00	\$174.03
10x12	\$4,149.00	\$192.08
10x16	\$5,219.00	\$241.62
10x20	\$6,109.00	\$282.82
12x16	\$6,059.00	\$280.51
12x20	\$6,929.00	\$320.79
12x24	\$7,849.00	\$363.38
12x30	\$9,279.00	\$429.58
12x36	\$10,369.00	\$480.05
14x20	\$8,789.00	\$406.90
14x24	\$9,949.00	\$460.60
14x28	\$10,969.00	\$507.82
14x32	\$12,209.00	\$565.23

8. Upgrade to Vinyl Siding, Ad 10% to prices above

A-Frame Cabin

Gambrel Cabin

Available in Painted, Urethane or Metal

Both come with one prehung 9-Lite door, four 24"x27" non-insulated windows & one octagon window. For insulated windows, add \$90 ea. Both have loft over porch. Choose porch depth - 4', 6' or 8'. Includes 4" covered overhang.



Wood or vinyl post & railing included. Credit \$500.00, no railing.

Size	Price	36 mo. RTO
10x16	\$6,229.00	\$288.38
10x20	\$7,099.00	\$328.66
12x16	\$7,019.00	\$324.95
12x20	\$7,979.00	\$369.40
12x24	\$8,819.00	\$408.29
12x30	\$9,969.00	\$461.53
14x24	\$10,759.00	\$498.10
14x28	\$11,969.00	\$554.12
14x32	\$12,969.00	\$600.42

Upgrade to Vinyl Siding, Add 10% to prices above

Size	Price	36 mo. RTO
10x16	\$6,549.00	\$303.19
10x20	\$7,479.00	\$346.25
12x16	\$7,399.00	\$342.55
12x20	\$8,399.00	\$388.84
12x24	\$9,279.00	\$429.58
12x30	\$10,499.00	\$486.06
14x24	\$11,329.00	\$524.49
14x28	\$12,599.00	\$583.29
14x32	\$13,649.00	\$631.90

Upgrade to Vinyl Siding, Add 10% to prices above

Vinyl Pool House

12' wide has 3' 6" porch.

14' wide has 4' porch.



Size	Price	36 mo. RTO
12x16	\$7,319.00	\$338.84
12x20	\$8,029.00	\$371.71
12x24	\$9,329.00	\$431.90
14x16	\$8,079.00	\$374.03
14x20	\$9,129.00	\$422.64
14x24	\$10,259.00	\$474.95

Includes: Soffit under porch, one 36" 9-Lite prehung door, four 30"x36" windows and shutters. Metal or shingle roof and cupola. **RAILING COSTS EXTRA @\$23.50 PER FT.**

Classic A - Frame

(Painted or Urethane on 7/16 LP Smartside with Silvertech inside)

Comes with a Steeper roof pitch than the Gable. Comes with transom windows in the door or above the doors 4" covered overhang
Metal or shingle roof



20



21

2 windows with Shutters & Cupalo shown optional

Size	Price	36 mo. RTO
8x12	\$3,849.00	\$178.19
10x12	\$4,499.00	\$208.29
10x16	\$5,439.00	\$251.81
12x16	\$6,269.00	\$290.23
12x20	\$7,139.00	\$330.51
12x24	\$8,229.00	\$380.97
12x30	\$9,679.00	\$448.10
14x20	\$8,749.00	\$405.05
14x24	\$10,499.00	\$486.06
14.32	\$13,189.00	\$610.60

Upgrade to Vinyl Siding,
Ad 10% to prices above

Studio Shed

(Painted or Urethane on 7/16 LP Smartside with Silvertech inside)

Includes double or prehung 9-lite doors with transom windows above.
Metal or shingle roof. One way sloped roof - 8" overhang

Size	Price	36 mo. RTO
8x12	\$3,957.00	\$183.19
10x12	\$4,619.00	\$213.84
10x16	\$5,595.00	\$259.03
10x20	\$6,399.00	\$296.25
10x24	\$7,349.00	\$340.23



22

10 Upgrade to Vinyl Siding, Ad 10% to prices

Horse Shelter - One Side Open

4' kick board around bottom.



Size	Price	Rent to
8x12	\$2,489.00	N/A
10x12	\$2,799.00	N/A
10x16	\$3,349.00	N/A
10x20	\$3,779.00	N/A
12x16	\$3,779.00	N/A
12x20	\$4,459.00	N/A
12x24	\$5,169.00	N/A

Open Horse Shelter With 2' Front Overhang

4' kick board around bottom.



Size	Price	Rent to
10x16	\$3,669.00	N/A
10x20	\$4,199.00	N/A
12x16	\$4,199.00	N/A
12x20	\$4,879.00	N/A
12x24	\$5,669.00	N/A

Enclosed Horse Shelter With 2' Front Overhang

4' kick board around bottom. Sliding doors, grids included in door.

10' wide petition - Add \$190.00 12' - Add \$249.00



	Size	Price	Rent to Own
2-door	10x16	\$4,829.00	N/A
2-door	10x20	\$5,459.00	N/A
2-door	12x20	\$6,139.00	N/A
2-door	12x24	\$6,999.00	N/A
3-door	12x30	\$8,559.00	N/A



Dog Kennels

NOW with black kennel panels and post, 4 sizes available

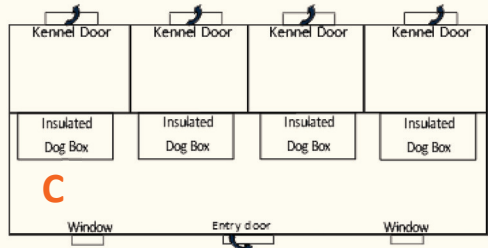
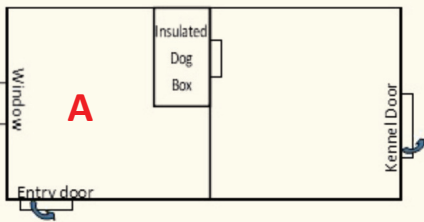
A. 8x12 - 1 dog \$4,319.00 RTO: \$199.95

B. 10x12 - 2 dog \$5,129.00 RTO: \$237.45

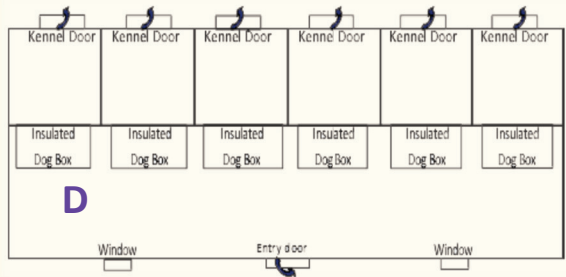
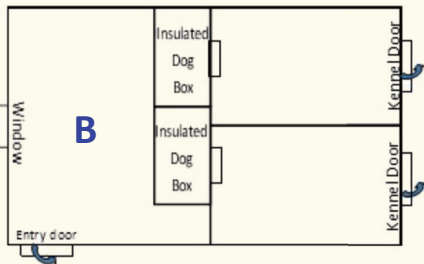
C. 12x20 - 4 dog \$8,895.00 RTO: \$411.81

D. 12x30 - 6 dog \$12,199.00 RTO: \$564.77

26




See pic # 41 in Gallery on Page 17



Chicken Coop

8x10 Chicken Coop includes 1 entry door, 2 - 36"x36" windows, 6 - nesting boxes & 1 chicken door Available in 3 color combos.



27

Retail: \$3,399.00

Sides	Trims	Roof
Clay	Ebony	Burnished Slate
Mountain Red	White	Black
Zook Gray	Dark Gray	Charcoal



27A

Rent To Own: \$157.36

Metal Colors



Bright White

White

Ivory

Stone

Tan



Gold

Copper

Clay

Gray

Charcoal



Burnished
Slate

Blue

Gallery Blue

Evergreen

Hartford
Green

Burgundy



Dark Red

Crimson Red


Red

Brown

Black

Shiny Black

Owens Corning Shingle Colors



Black

Estate Gray

Chateau Green


Brown Wood

Driftwood

Paint Colors



Zook Gray



Dark Gray



Riehl Blue



Mountain Red



Metalmax Green




Lancaster Beige



Clay




Black




White



Athens Brown




Avocado



Quaker Tan



Buckskin




Espresso

Urethane Colors



Chestnut



Butternut



Ebony



Driftwood



Vinyl Siding Colors

For accurate colors search - certainteed.com & see maintreet vinyl siding



Colonial White



Savannah Wicker



Heritage Cream



Natural Clay




Cypress




Autumn Yellow




Desert Tan



Charcoal Gray



Sterling Gray



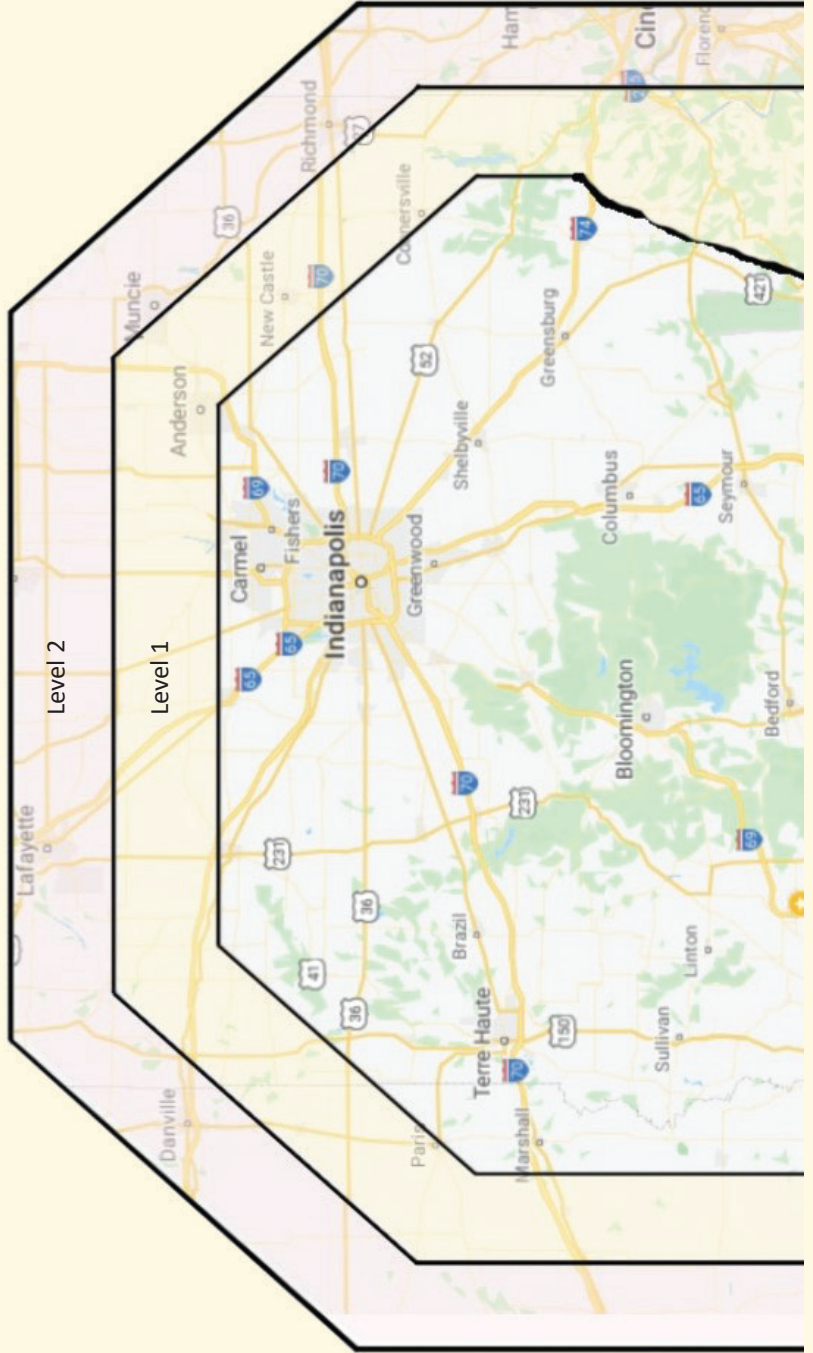
Oxford Blue

NORTH

Entire white area free delivery

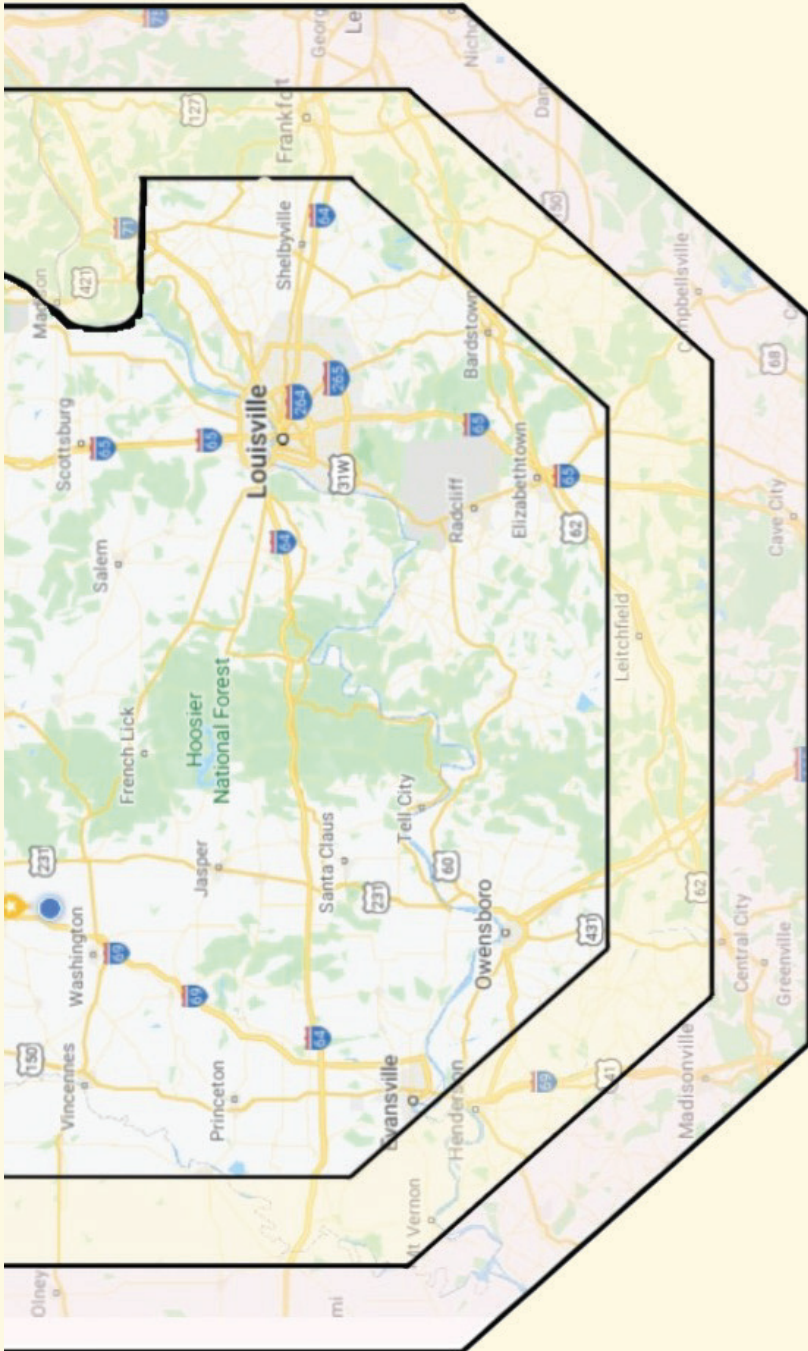
Level 1 8'-10' wides \$150.00, 12' wides \$250.00, 14' wides \$425.00

Level 2 8'-10' wides \$200.00, 12' wides \$300.00, 14' wides \$500.00




EAST

15. **WEST**



Gallery



Options

Windows:

Standard Non-Insulated	Insulated
21x27 +\$99.00	24x27 +\$199.00
24x27 +\$99.00	24x36 +\$239.00
30x36 +\$125.00	36x40 +\$299.00

Octagon Window	+\$75.00
Transom windows	+\$50.00/ea
Cupola	+\$375.00
3' entry door	+\$239.00
Double 3' entry doors	+\$469.00
3' 9-Lite prehung door	+\$399.00
Pictured in Poolhouse, page 10	
9'x7' Garage Door	+\$689.00
9x7 Insulated Garage Door	+\$889.00
Convert selected models into garage .	+\$899.00
4' Rollup Door	+\$459.00
5' Rollup Door	+\$489.00
6' Rollup Door	+\$519.00
7' Rollup Door	+\$547.00
8' Rollup Door	+\$579.00
Shutters	+\$45.00
Shelving and lofts	+\$4.00/sq. ft.
Frame Extra Interior Walls 16" on Center.	\$40.00 Per Lineal ft
Treated floor joists	+\$0.40/sq. ft.
4'x5' shed ramp	+\$175.00
5'x5' shed ramp	+\$210.00
6'x5' shed ramp	+\$240.00
8'x5' shed ramp	+\$290.00
8'x5' heavy duty garage ramp	+\$450.00
Build on site - 15% upcharge (\$500 min. - \$1,000 max.)	
Wainscoting - \$5.00/ft. measure around building	
Amounts over \$500.00 credit card fee - 2.75%	



Specializing in portable multi unit storage buildings Call 502.921.0002 for many different sizes & layouts.